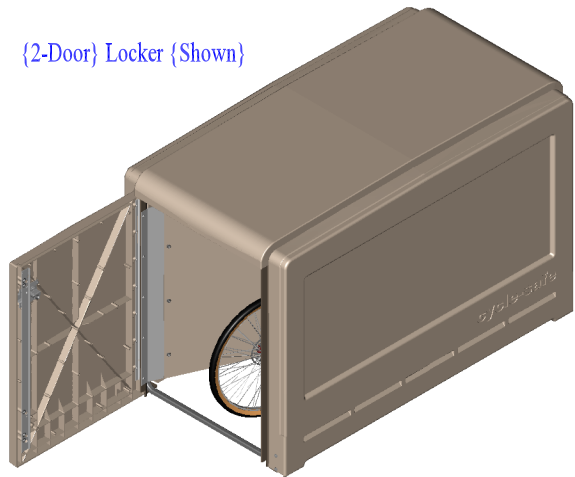
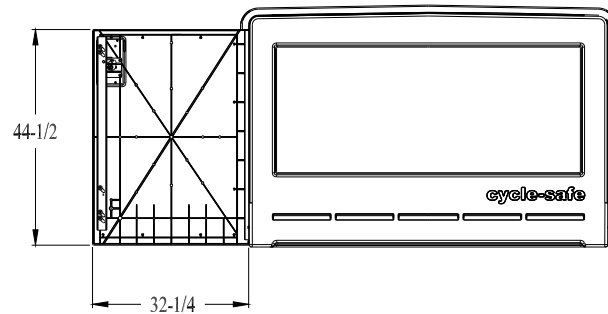
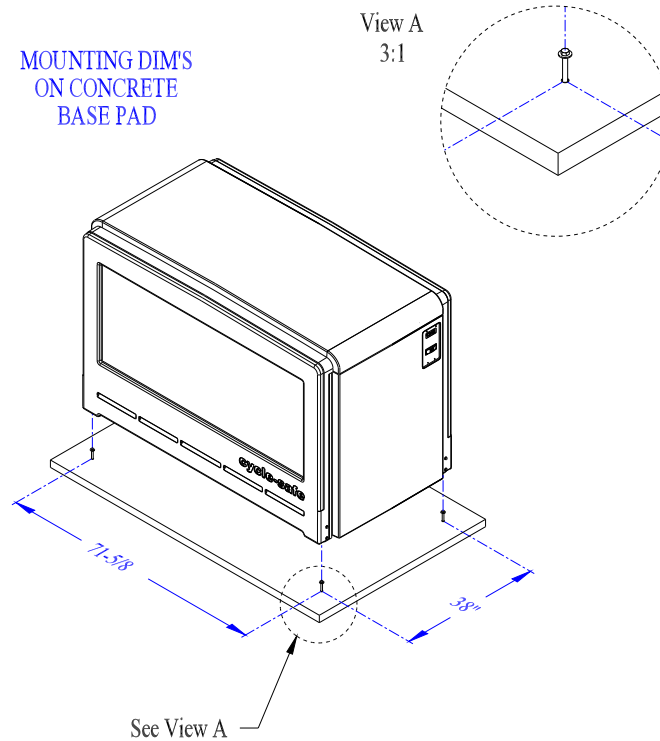


MOUNTING DIM'S
ON CONCRETE
BASE PAD



CAPACITY IS FOR (2) STANDARD BIKES

CONSTRUCTION IS COMPRESSION MOLDED FIBERGLASS TOPS,
DOORS & FRAMES WITH HIGH STRENGTH ABS SIDE PANELS

STANDARD COLORS ARE TAUPE FRAMES & SANDSTONE
TOPS, DOORS & END PANELS. OTHER COLORS AVAILABLE

LOCKERS ARE AVAILABLE WITH CLEAR POLYCARBONITE
DOOR WINDOWS, DIVIDERS & SIDE PANEL INSERTS

LOCKER BANKS AVAILABLE IN (2) DOOR STARTER & (2) DOOR
ADDERS + ADDITION (2) DOOR ADDERS UP TO (24) DOOR BANK

REFERENCE SM {M04} & {M06} DATASHEETS FOR ADDERS

SHIPPING WEIGHT IS 450 LBS. OR 204 KG.

| SHEET 1 OF 1 | | A | RELEASE FOR QUOTE | | 10/02/18 |
|--|---|---|-------------------|--|----------|
| REV | | DESCRIPTION | | | DATE |
| TOLERANCES UNLESS OTHERWISE SPECIFIED: | | PROPARK {1-TIER} LOCKER BANK | | | |
| +/- | | <div>Cycle Safe</div> <div>5211 CASCADE ROAD - SUITE 210</div> <div>GRAND RAPIDS, MI 49546</div> <div>www.cyclesafe.com</div> | | | |
| .X .030 | | | | | |
| .XX .010 | | | | | |
| .XXX .005 | | | | | |
| ANGLE 1/2" | | | | | |
| REV | D | SM (M02) LOCKER BANK | | | REV A |

Cycle Safe
5211 CASCADE ROAD - SUITE 210
GRAND RAPIDS, MI 49546
www.cyclesafe.com